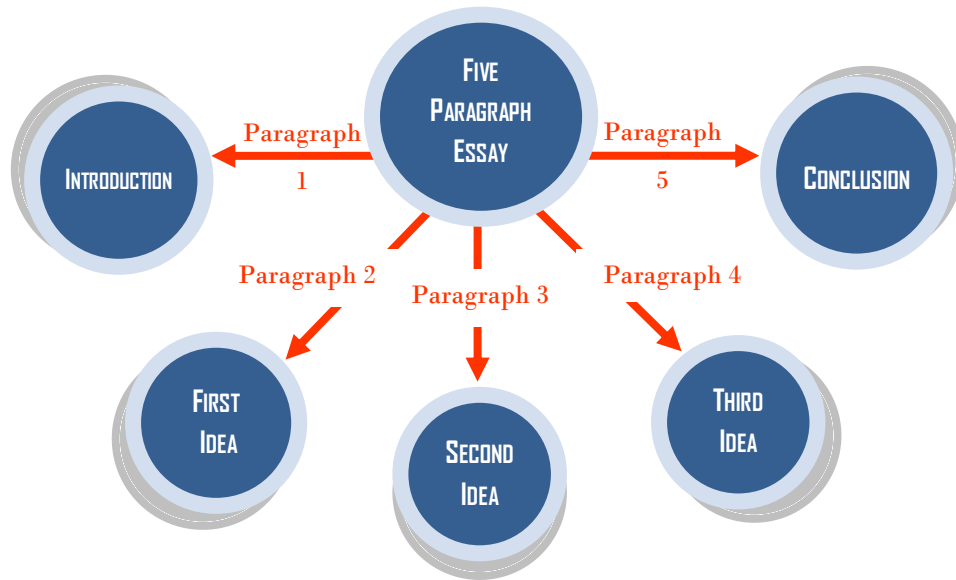


# Easy Steps to



# MASTER the 5 PARAGRAPH ESSAY

Melissa Mullin, Ph.D.  
[www.kandmcenter.com](http://www.kandmcenter.com)

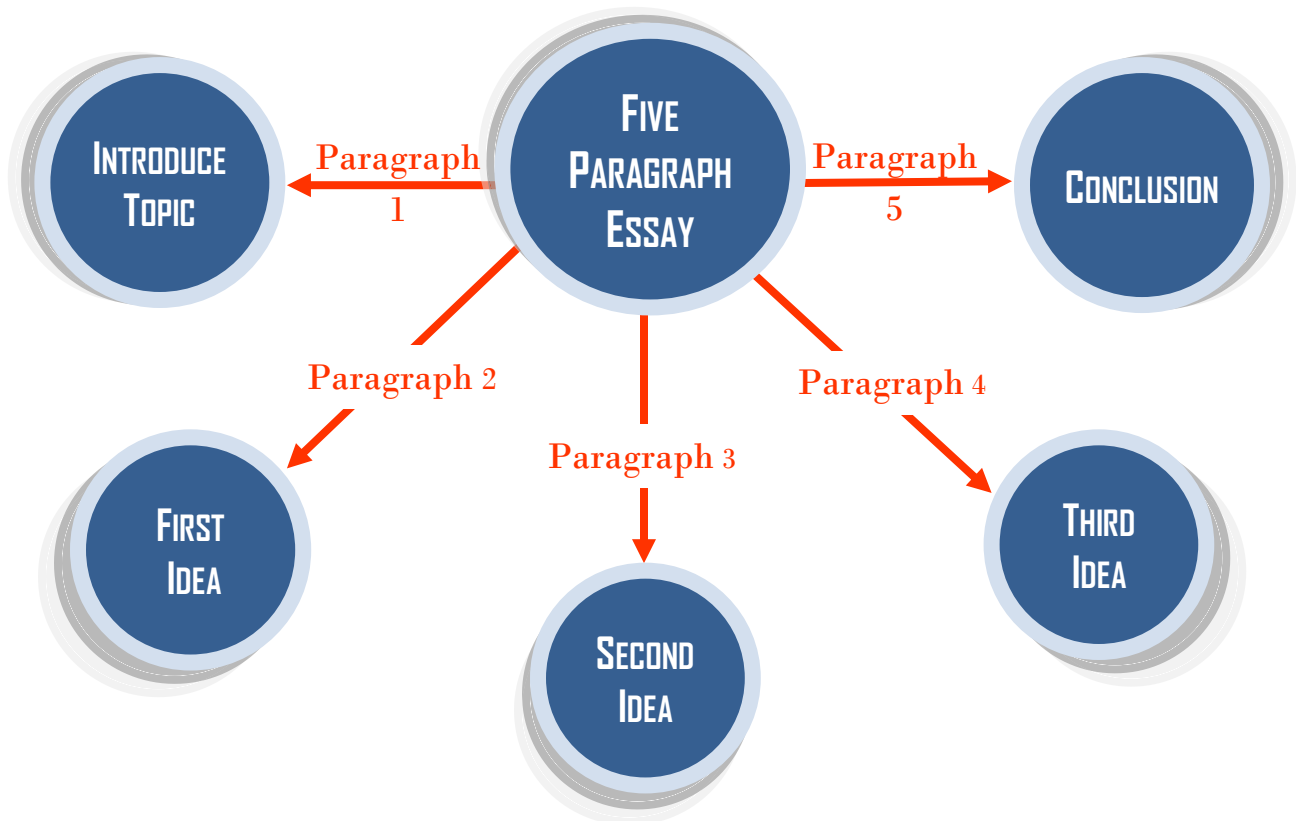
# EASY STEPS to MASTER THE 5-PARAGRAPH ESSAY

Melissa Mullin, Ph.D.  
[www.kandmcenter.com](http://www.kandmcenter.com)

The five-paragraph essay is the basic writing standard for students to master. It has a formula that makes learning it easy.

The structure of writing begins when students first learn to form letters. Then those letters are linked together to make words. The words are linked together to make sentences and share ideas. To expand those ideas, sentences are linked together to make paragraphs. As the ideas that we want to share grow, so does the format of the writing used to express the ideas. It becomes important that our ideas are organized and clear so that the reader is able to easily follow and understand what we want to say. Hence, the development of the 5-paragraph essay format.

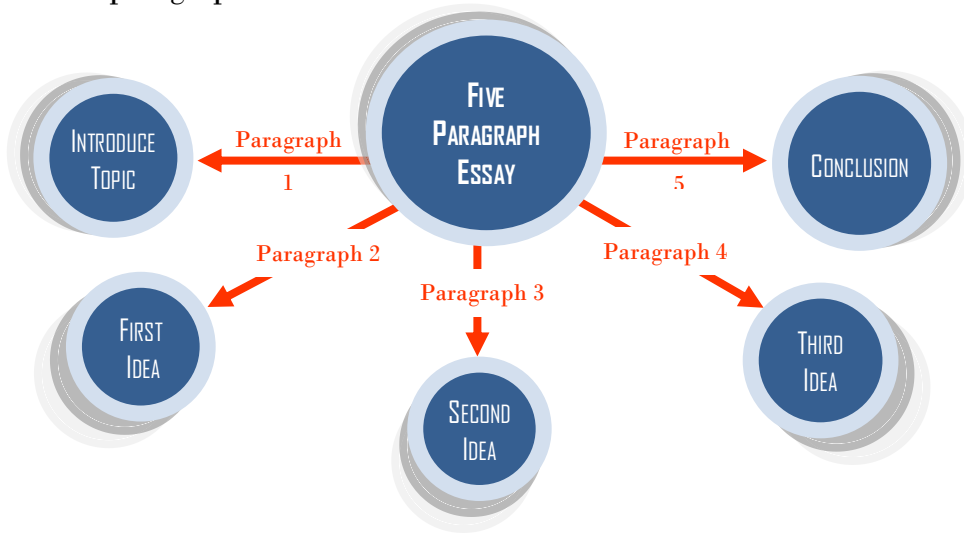
Here is one way to approach the 5-paragraph essay:



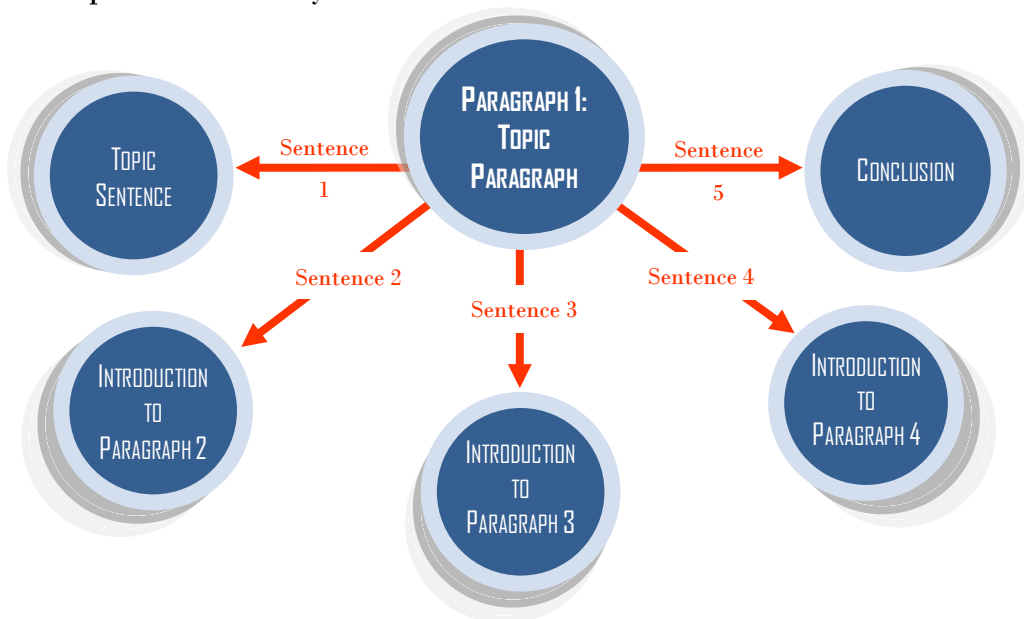
1

Melissa Mullin Ph.D.  
[www.kandmcenter.com](http://www.kandmcenter.com)  
[www.bitsofwisdomforall.com](http://www.bitsofwisdomforall.com)

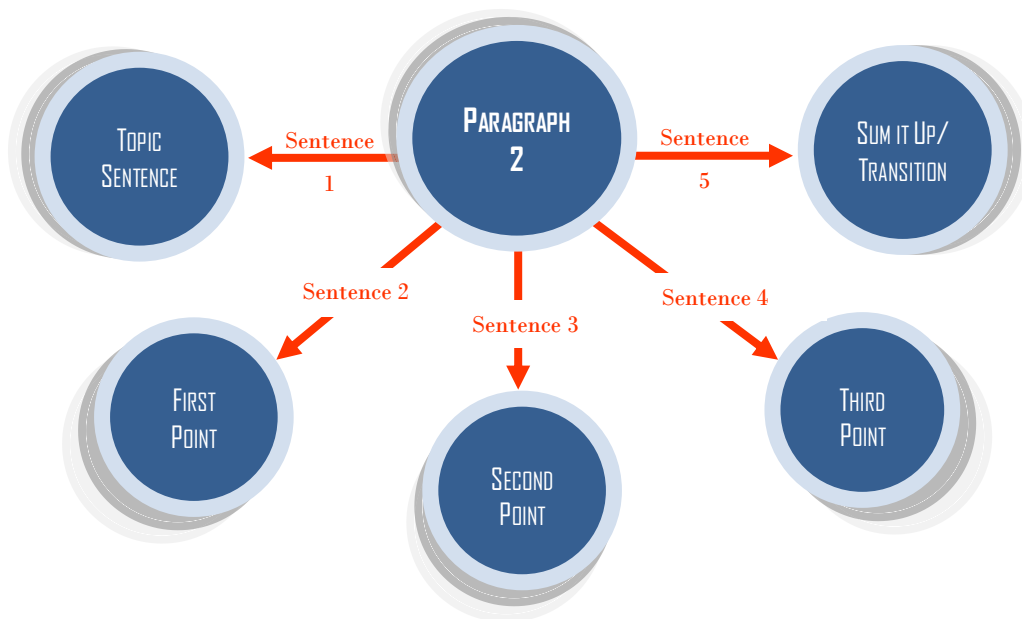
Once the main idea, or **TOPIC**, and **THREE IMPORTANT POINTS** (first, second, and third ideas) have been identified, along with a **CONCLUSION** point, you are ready to flesh out more details for each paragraph.



The essay has 5 paragraphs and each paragraph should have 5 sentences. The 5-paragraph essay starts with a topic paragraph and each paragraph should start with a topic sentence. There is a pattern here: do you see it?



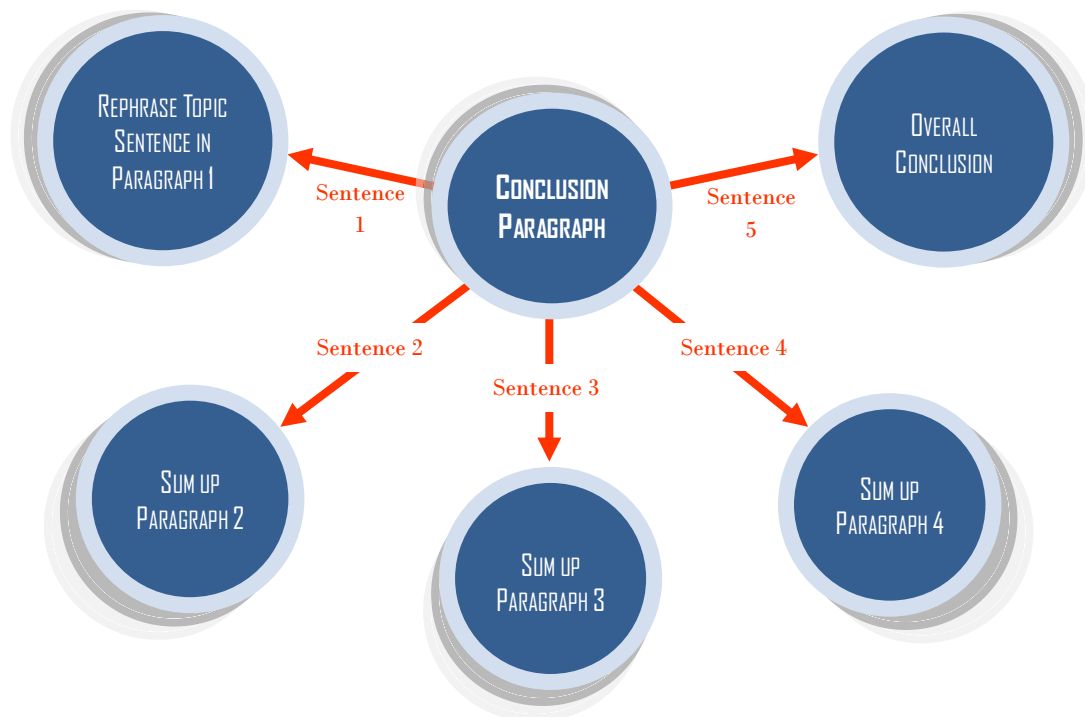
Before you begin the first paragraph, you must know what you are going to share in paragraphs 2, 3, and 4. Now is the time to **BRAINSTORM** ideas for each paragraph. Once you have determined the main points you will cover in each paragraph you will return to your topic paragraph to fill in the main ideas of the supporting paragraphs.



Use the same format to brainstorm ideas for the third paragraph, then the fourth paragraph. Once those are done you can begin the conclusion.

## CONCLUSION PARAGRAPH

In your conclusion paragraph you are going to summarize your thesis and rephrase the main topics and subtopics.



## OUTLINE VIEW OF THE PROCESS:

### *PARAGRAPH 1: TOPIC PARAGRAPH*

**Introduces the topic and the point of the essay (the thesis).**

- A. Topic sentence: Introduces the topic you are going to write about, draws your reader into your paper.
  - 1: Introduction to Paragraph 2
  - 2: Introduction to Paragraph 3
  - 3: Introduction to Paragraph 4
- B: Conclusion: This is where your thesis statement goes. ("In this paper I will...")

### *PARAGRAPH 2: FIRST SUPPORTING POINT*

- A. Topic sentence
  - 1: First Point
  - 2: Second Point
  - 3: Third Point
- B: Conclusion/ Transition

### *PARAGRAPH 3: SECOND SUPPORTING POINT*

- A. Topic sentence
  - 1: First Point
  - 2: Second Point
  - 3: Third Point
- B: Conclusion/ Transition

### *PARAGRAPH 4: THIRD SUPPORTING POINT*

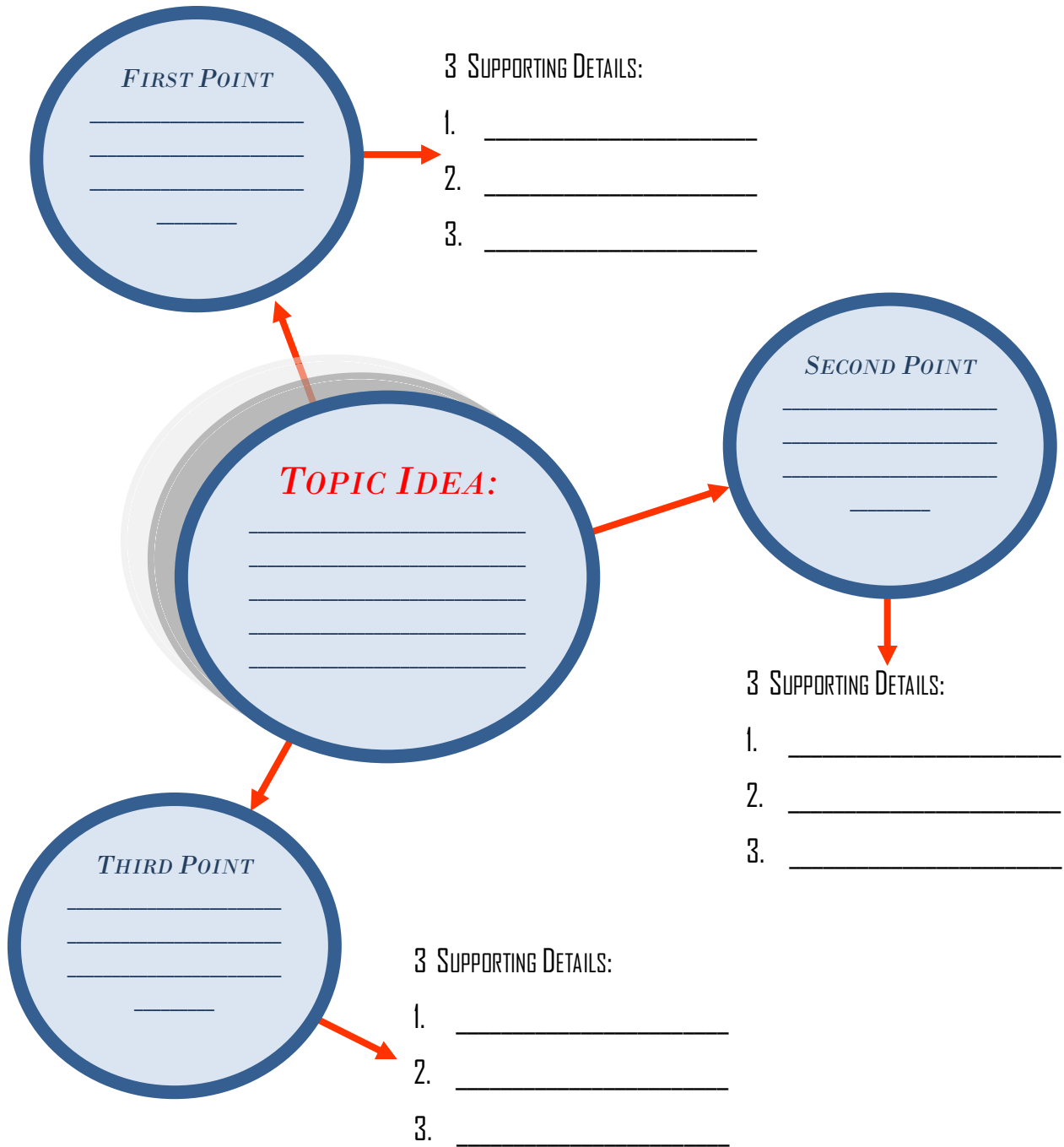
- A. Topic sentence
  - 1: First Point
  - 2: Second Point
  - 3: Third Point
- B: Conclusion/ Transition

### *PARAGRAPH 5: CONCLUSION PARAGRAPH*

- A. Rephrase topic sentence in paragraph 1
  - 1: Sum up points
  - 2: Evaluate/ comment on your points
  - 3: Evaluate/ comment on your points
- B: Overall conclusion

# FIVE PARAGRAPH ESSAY WORKSHEET 1

## GET YOUR IDEAS



# WRITE YOUR SENTENCES

## PARAGRAPH 1: TOPIC PARAGRAPH

1. Topic Sentence: This should have a "Hook" to grab interest

---

2. Introduction to paragraph 2: Motivate the reader to keep reading

---

3. Introduction to paragraph 3: Introduce points of interest

---

4. Introduction to paragraph 4: Transition to thesis

---

5. Conclusion/ Thesis Statement:

---



**PARAGRAPH TWO**

1. Topic Sentence:

---

2. First Point:

---

3. Second Point:

---

4. Third Point:

---

5. Conclusion/ Transition:

---

**PARAGRAPH THREE**

1. Topic Sentence:

---

2. First Point:

---

3. Second Point:

---

4. Third Point:

---

5. Conclusion/ Transition:

---

**PARAGRAPH FOUR**

1. Topic Sentence:

---

2. First Point:

---

3. Second Point:

---

4. Third Point:

---

5. Conclusion/ Transition:

---

**PARAGRAPH 5: CONCLUSION**

1. Topic Sentence/ Restate the Thesis:

---

2. Summary of Points:

---

3. Evaluate Points

---

4. Another Evaluation of what you Discussed:

---

5. Overall Conclusion:

---

## **EDIT/ PROOF YOUR ESSAY**

- Is your name on it?
- Do you have a title?
- Did you check spelling, grammar and punctuation?
- Does the essay follow the 5-paragraph essay format?  
A clear introduction with a thesis statement, 3 body paragraphs that include description and details, and a conclusion that summarizes the topic.
- Did you use powerful words that help your reader picture and understand your points?
- Are the sentences written in a variety of ways to make the essay interesting to read?
- Did your teacher give you guidelines for the essay? If so, did you check that your essay meets all the criteria outlined?